

Ceiling Canopy (Pebble III)



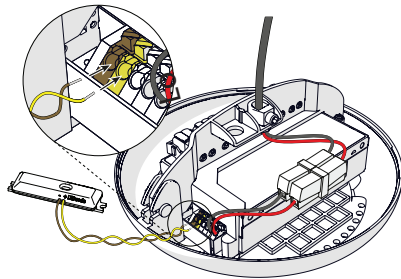
WIDTH 18,5cm | 7.28"
HEIGHT 8cm | 3.15"
DEPTH 18,5cm | 7.28"
DIAMETER 18,5cm | 7.28"
MATERIAL Polycarbonate 5VA
DRIVER EldoLED Solodrive SL0560
INPUT VOLTAGE 120 - 250V
INPUT FREQUENCY 50/60Hz
OUTPUT POWER 50W MAX
OUTPUT CURRENT Constant current, programmed
DATASHEET Visit EldoLED.com for full driver datasheet

DIMMING & LIGHTING CONTROL

Wireless Wall Switch

With our Wireless Wall Switch, you'll have full control over your Moooi lighting design with one touch. Our Wireless Wall Switch comprises two components, a wall switch and radio device to put in the canopy of your Moooi lighting design. The wall switch can be integrated in System 55 or Decora style wall switches. The Wireless Wall Switch communicates via Bluetooth with the radio device in the luminaires canopy. Within moments you can enjoy full and fluent dimming, all the way to dark.

The Wireless Wall Switch and radio devices are sold separately via moooi.com, our shops and dealers.



Mains / ELV dimming is not possible.
The Wireless Wall Switch is advised in this case.

 **WARNING! ONLY USE THIS PEBBLE III FOR THE PRODUCT STATED ON THE LABEL INSIDE.**

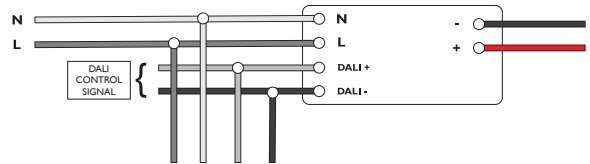
 **WARNING! RISK OF ELECTRICAL SHOCK.**

 **DISCONNECT POWER BEFORE WIRING.**

 **MAKE SURE THE DIMMER AND DRIVER ARE COMPATIBLE.**

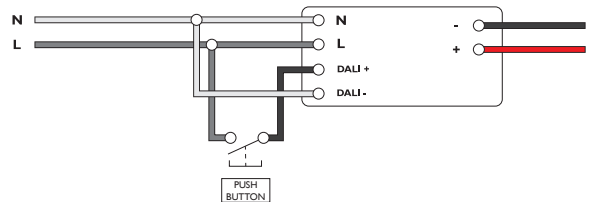
DALI dt6

The luminaire is dimmable by integrating it into a DALI network. This is an universal and professional standard in home automation systems with endless control possibilities and ease. We advise to hire a professional to integrate the luminaire into your DALI network. DALI dt6 can also be used for commercially available converters, enabling the product to be integrated in 3rd party smart home systems.



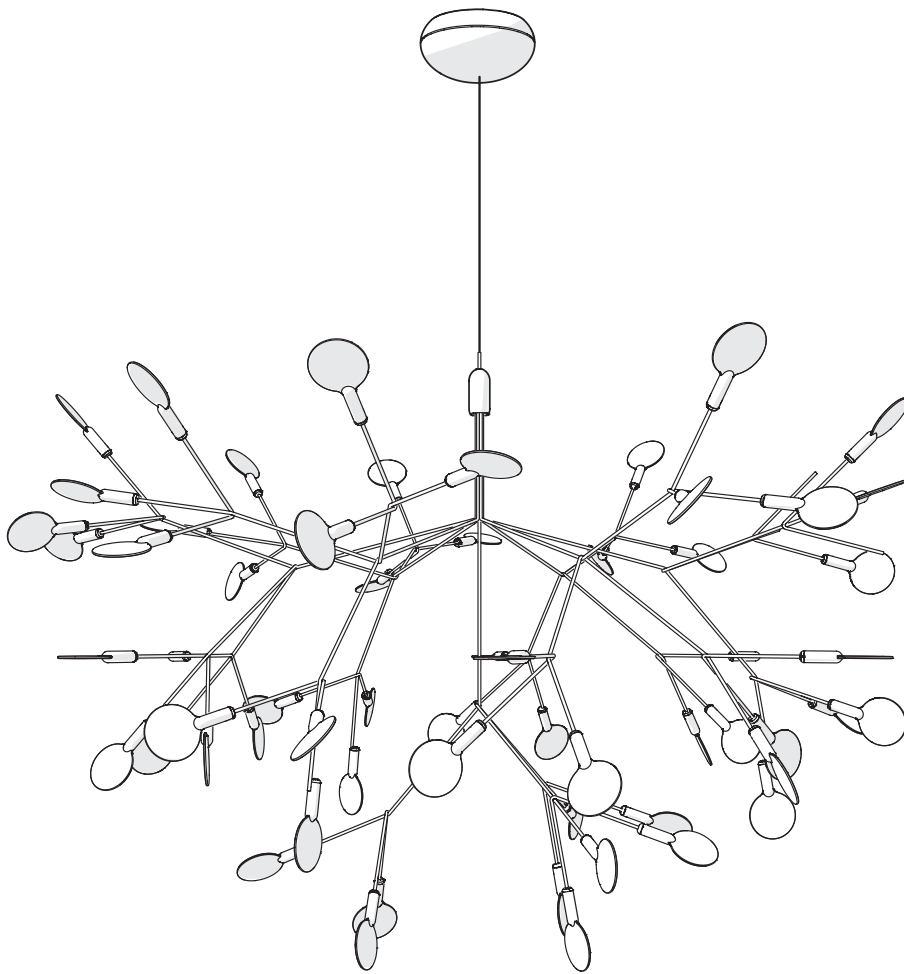
Push / Pulse / Switch dim on line voltage

The luminaire is dimmable by using an external momentary switch or push button switch. The switch is usually mounted on an existing wall socket. In some cases a phase or control wire needs to be added to your home's wiring. The switch should be suitable for use with line voltage and of the type 'normal off, momentary on'. The luminaire dims perfectly when the switch makes and holds contact. A short press switches between on and off.



m o o o i

Heracleum III Suspended Small & Large



visit www.mooui.com for more information about the collection

m o o o i


Heracleum III Suspended Small & Large

i

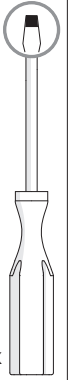
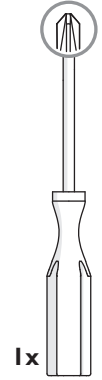
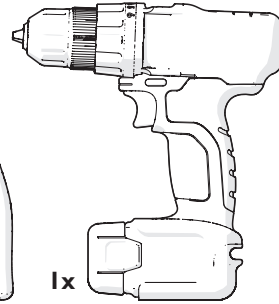
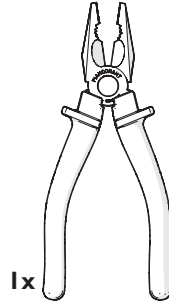
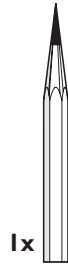


PLEASE HANDLE THIS PRODUCT WITH CARE. NEVER PLACE THE LAMP ON THE GROUND. THIS MAY DAMAGE THE PRODUCT.

请小心使用本产品. 切勿将灯放在地面上. 这可能会损坏产品.



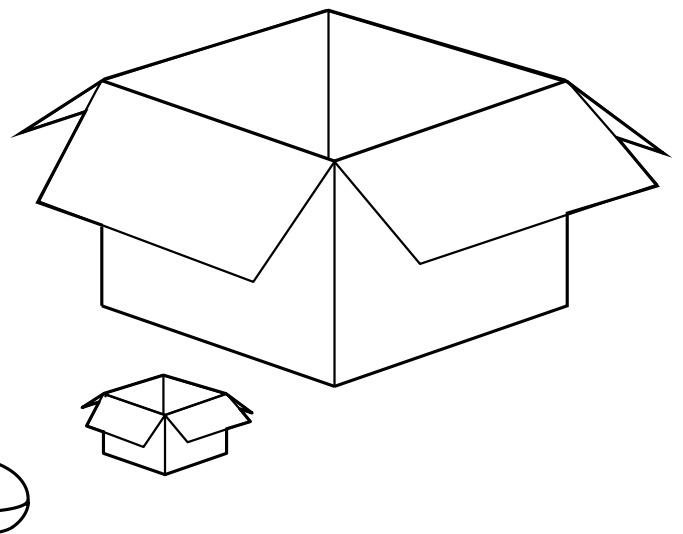
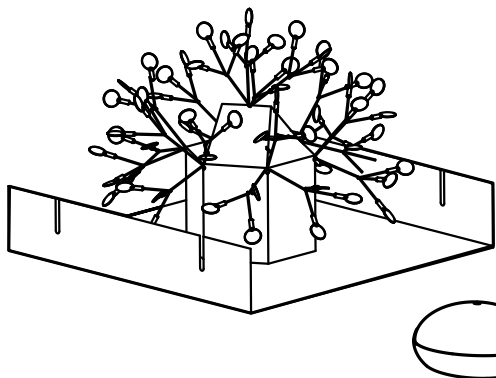
NOT INCLUDED
不包含



THE LIGHT SOURCE CONTAINED IN THIS LUMINAIRE SHALL ONLY BE REPLACED BY THE MANUFACTURER OR HIS SERVICE AGENT OR A SIMILAR QUALIFIED PERSON.

本灯具中包含的光源只能由制造商或其服务代理或类似的合格人员更换.

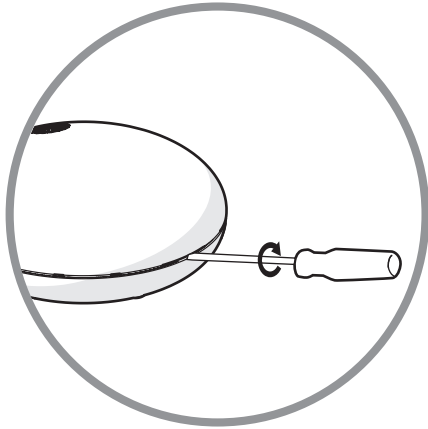
I



m o o o i


Heracleum III Suspended Small & Large

2




3

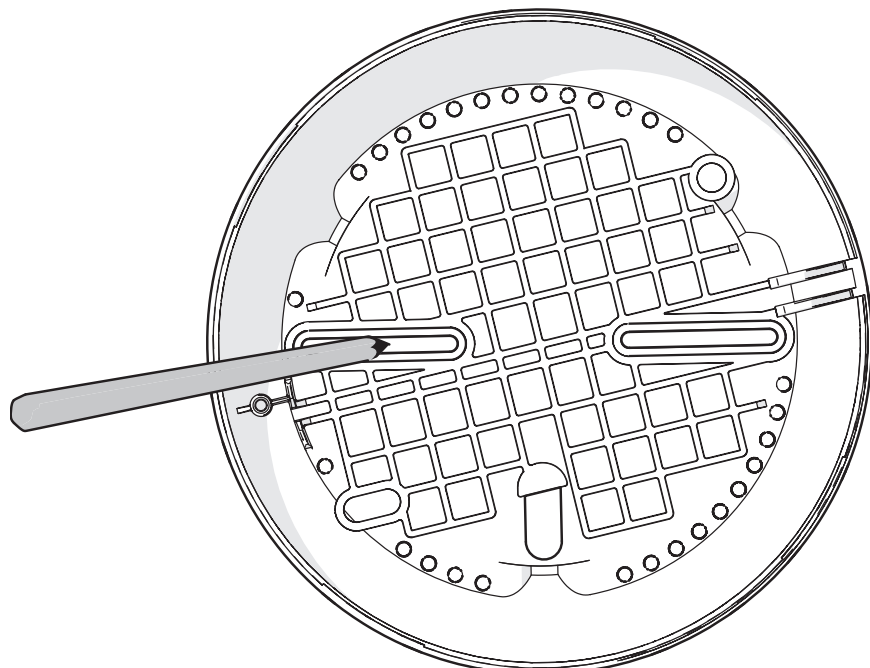
1



2



4

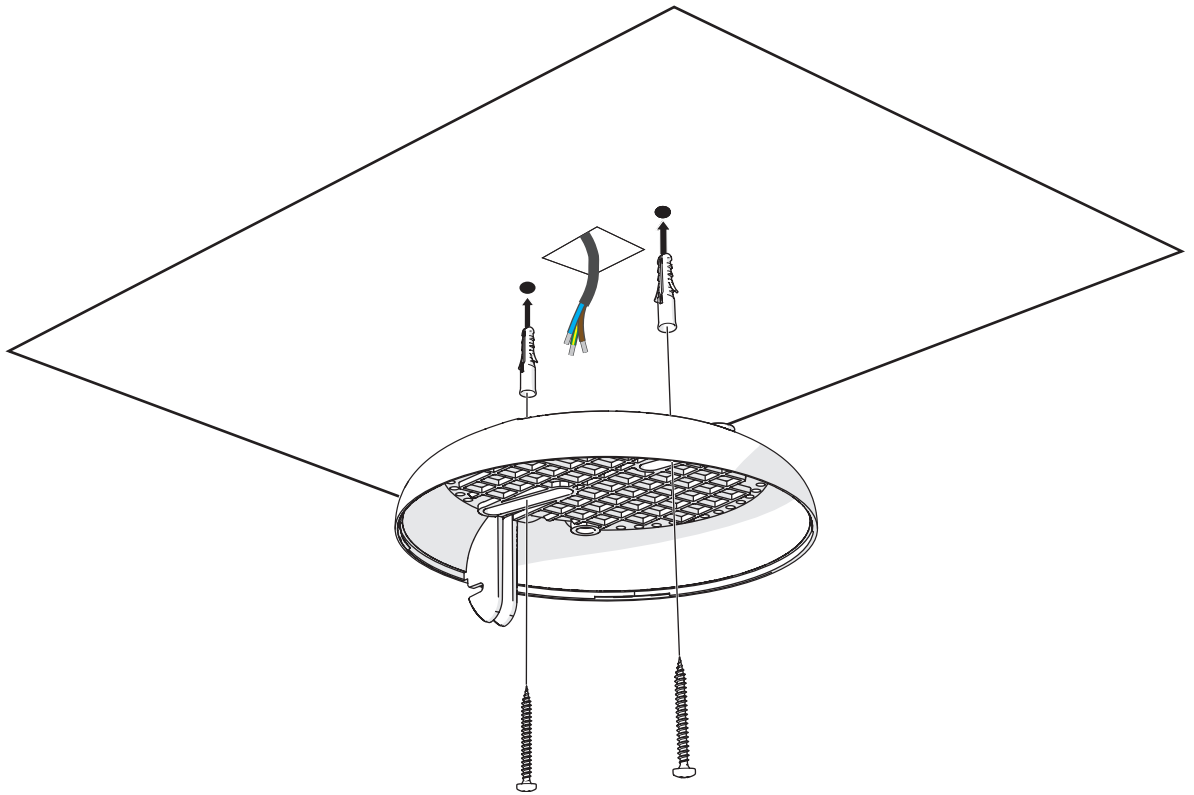


visit www.mooui.com for more information about the collection

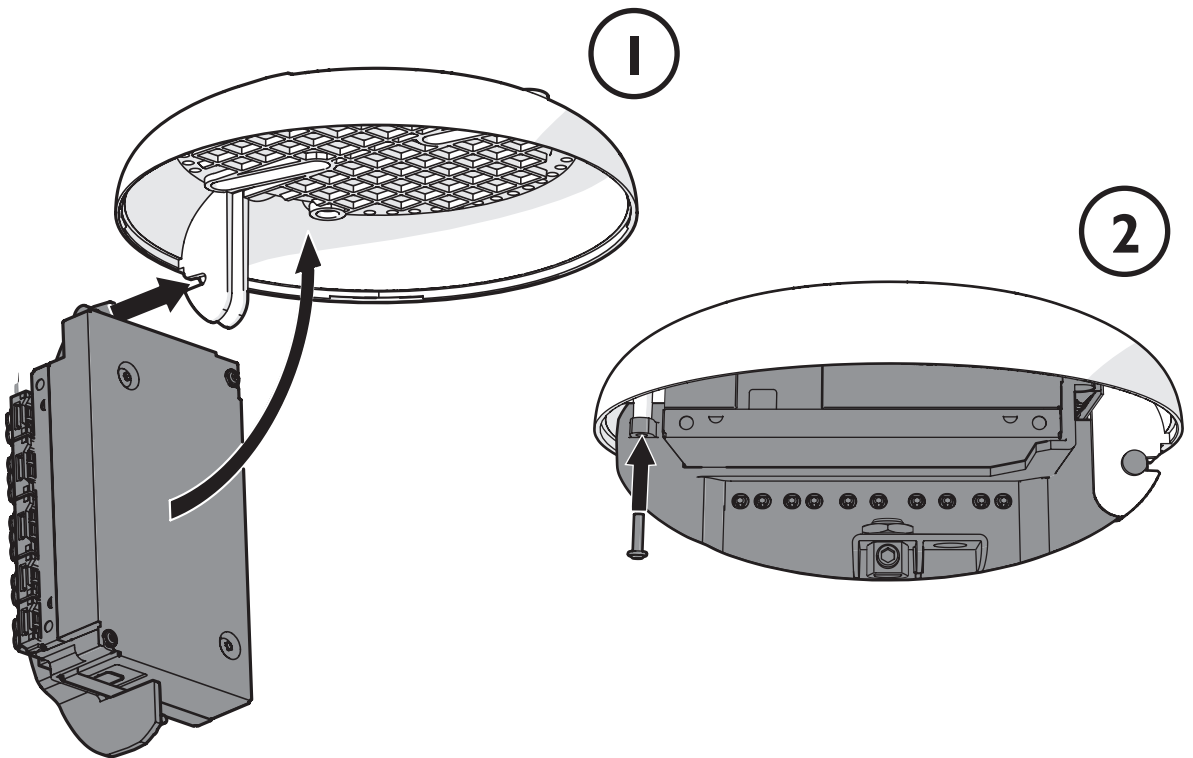
m o o o i

Heracleum III Suspended Small & Large

5



6

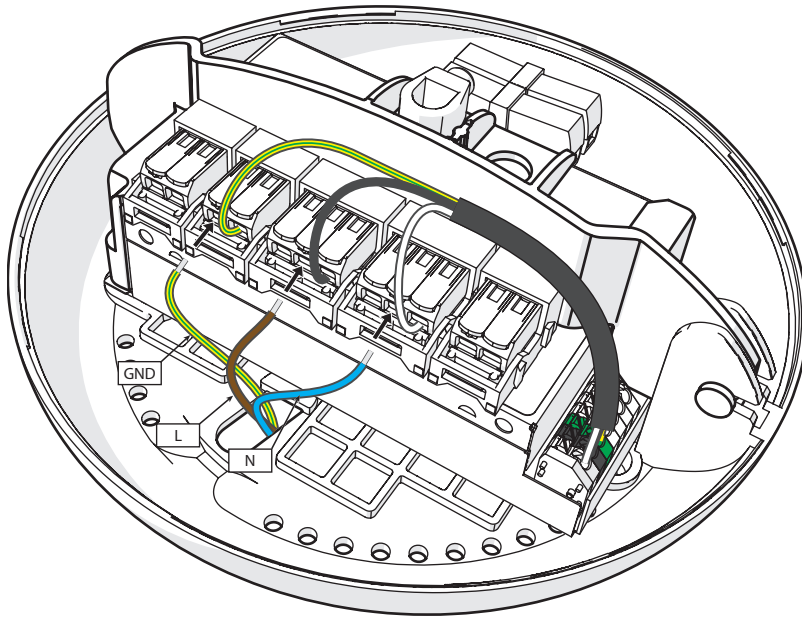


visit www.mooui.com for more information about the collection

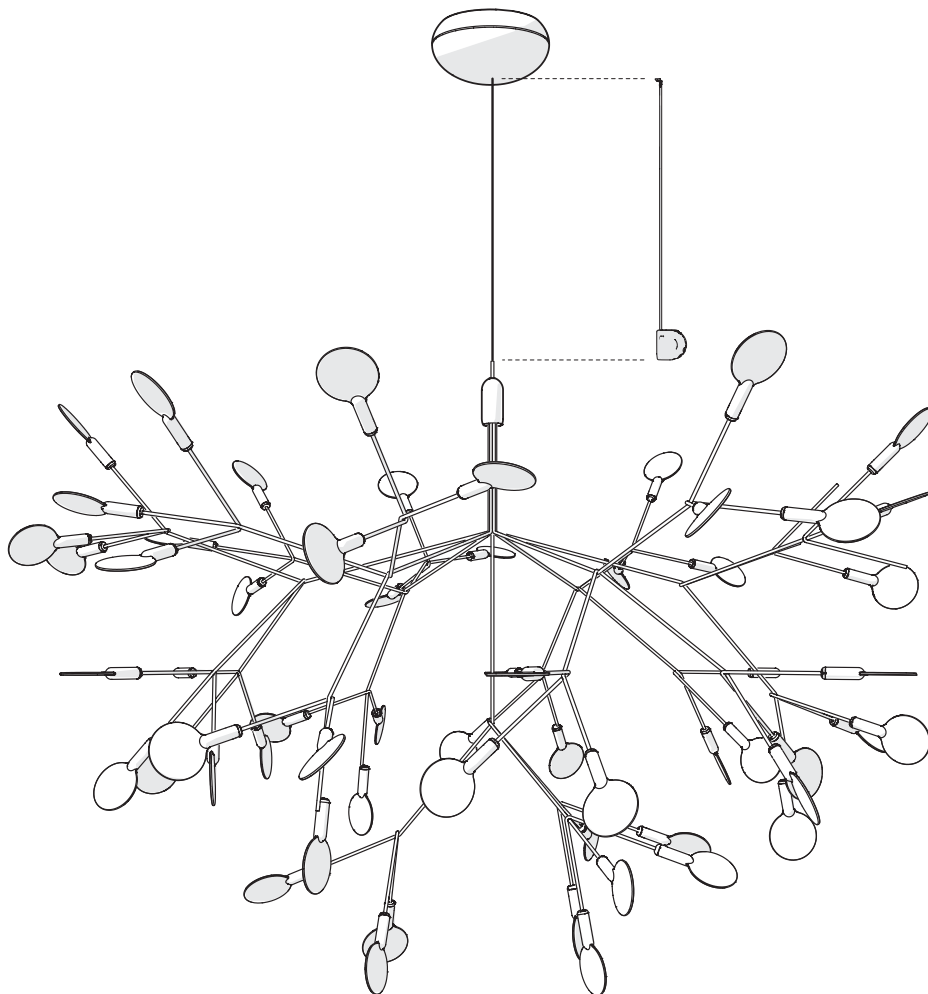
moooi

Heracleum III Suspended Small & Large

7



8


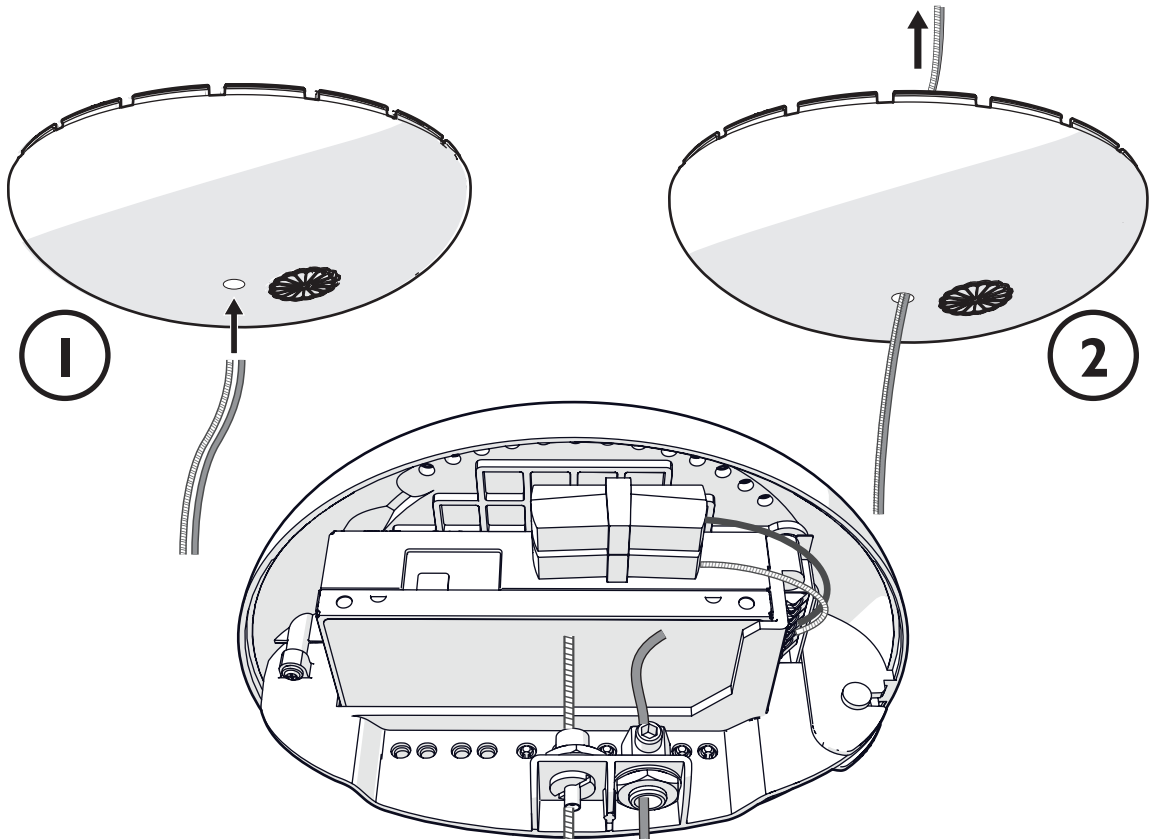


visit www.moooi.com for more information about the collection

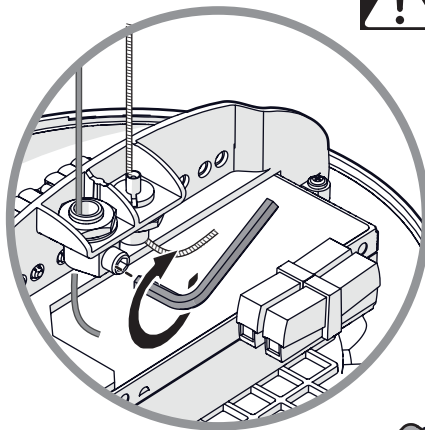
moooi

Heracleum III Suspended Small & Large

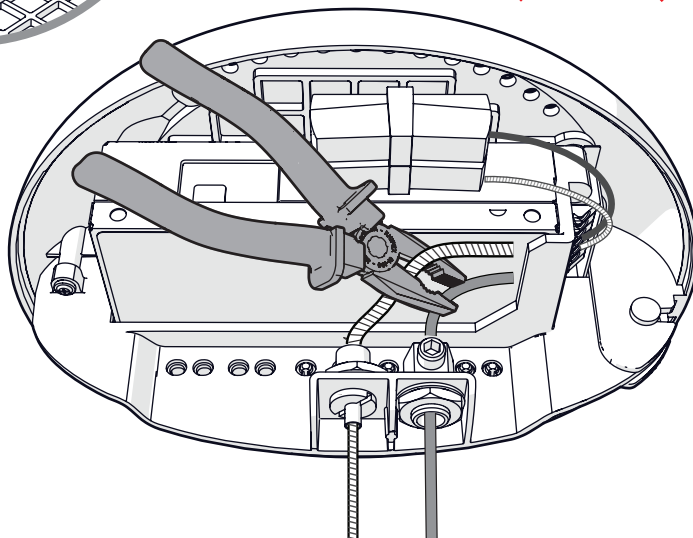
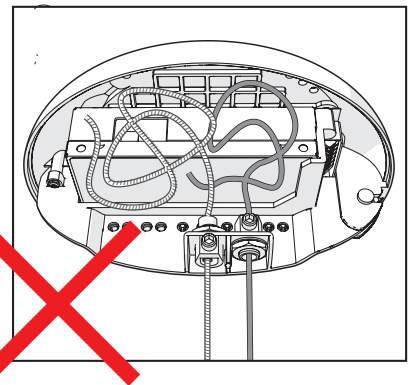
9



10



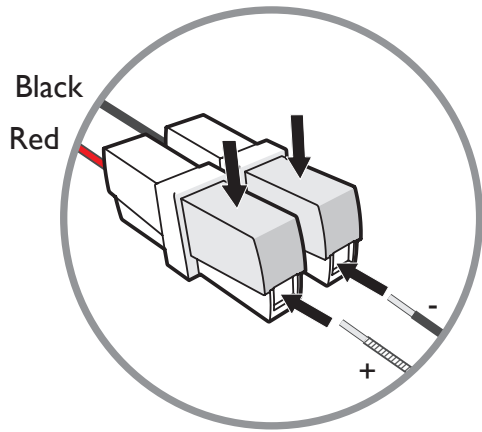
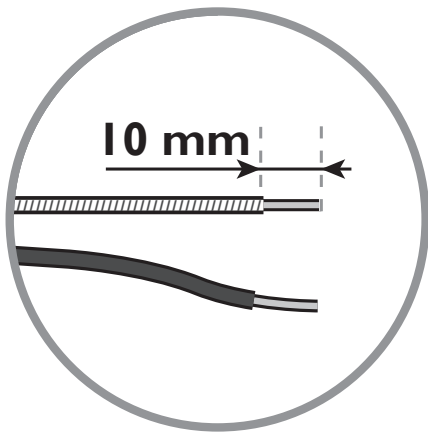
1



m o o o i

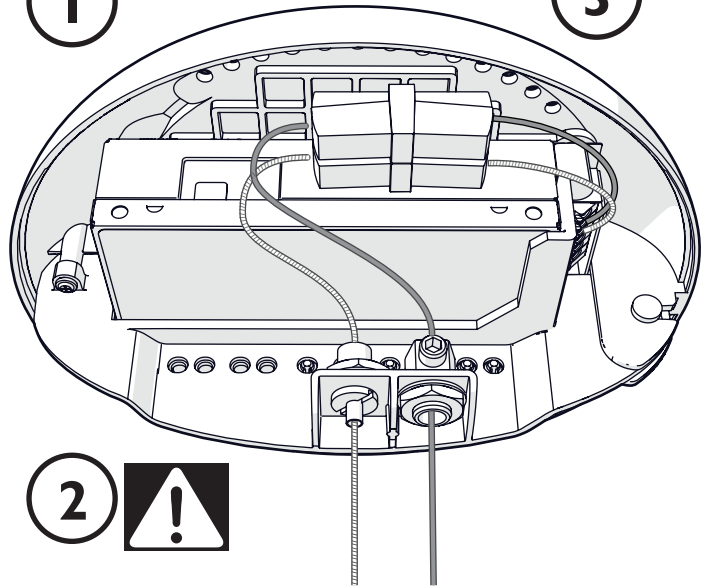
Heracleum III Suspended Small & Large

II

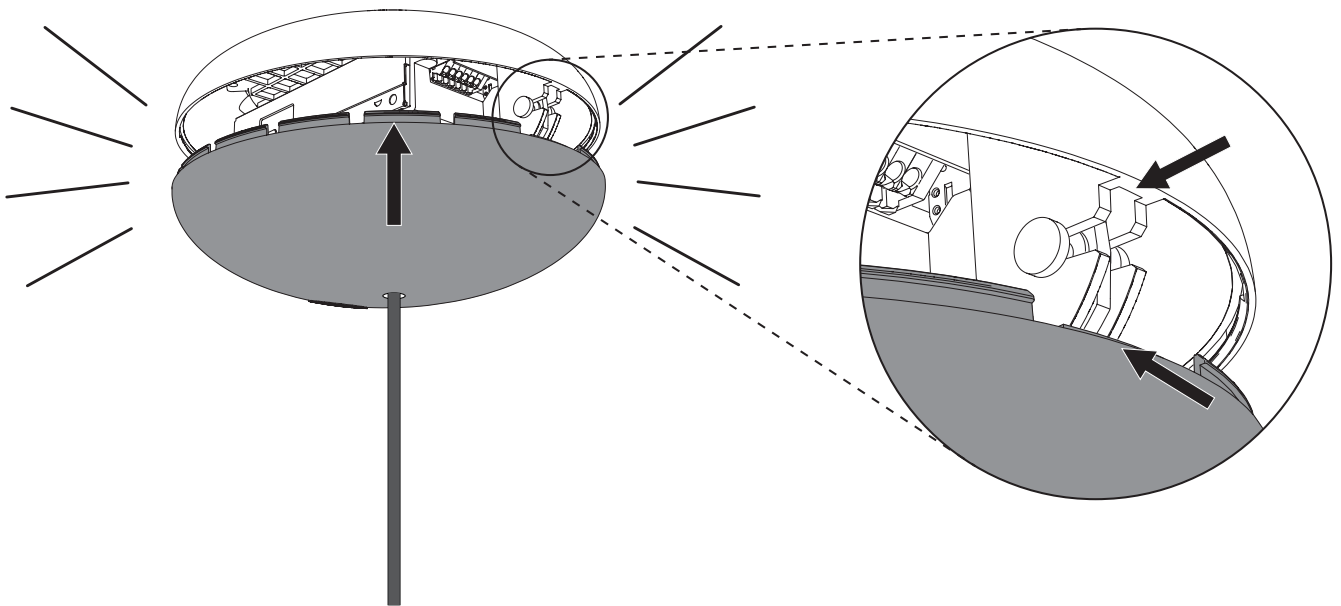


1

3



12



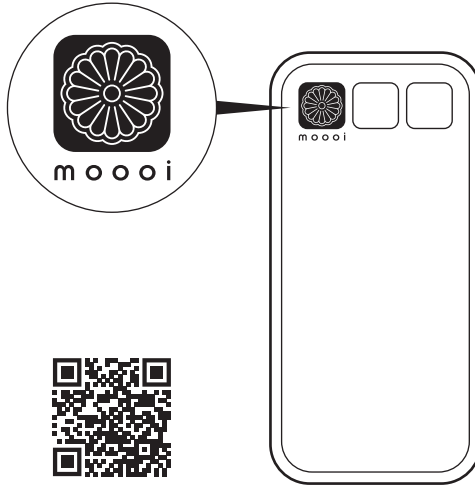
visit www.mooui.com for more information about the collection

m o o o i

Heracleum III Suspended Small & Large

i

1 WWW.MOOOI.COM/
THE-BUTTON



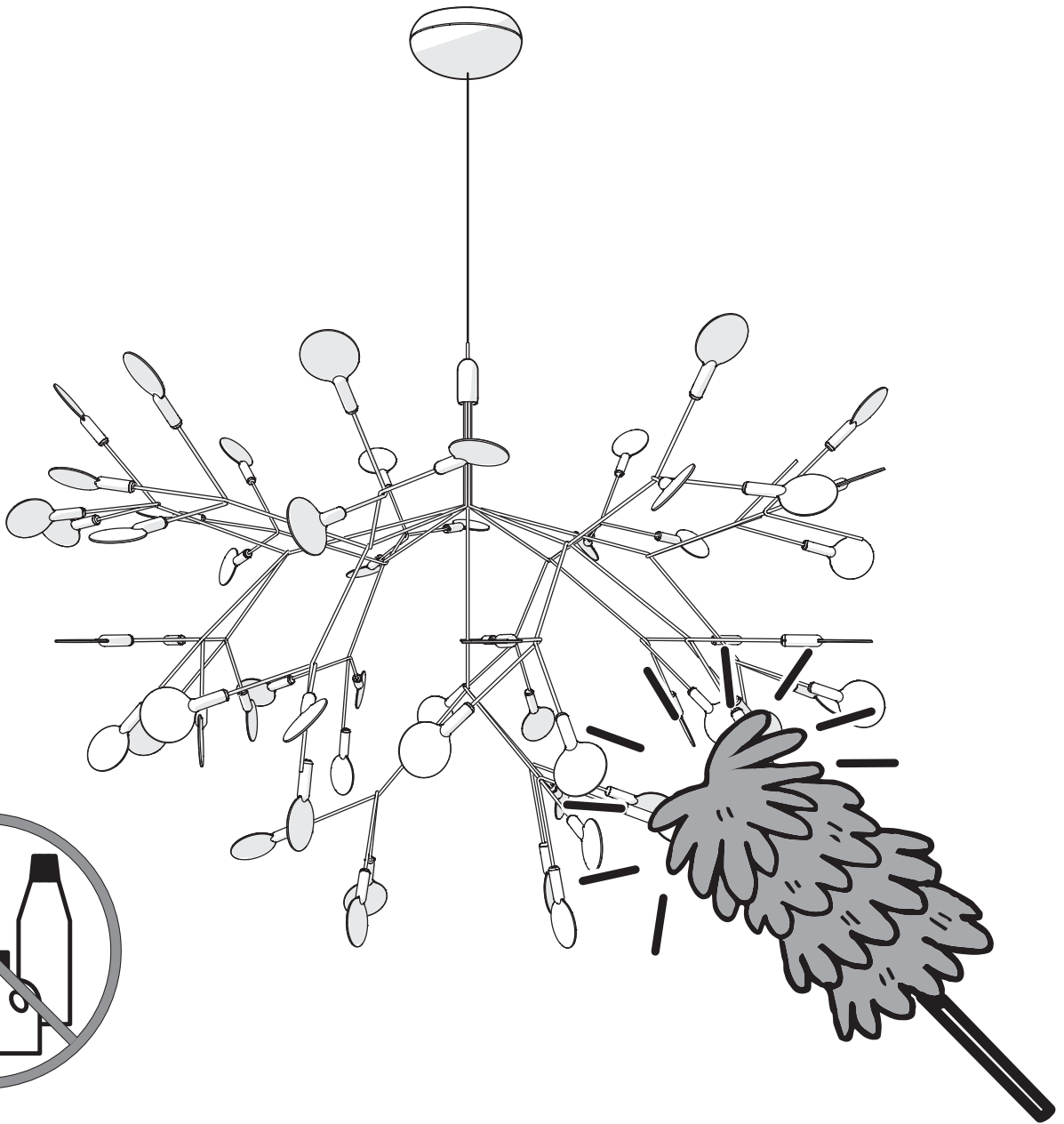
2 SCAN AND REGISTER
扫描并注册



m o o o i

Heracleum III Suspended Small & Large

i



visit www.mooui.com for more information about the collection

m o o o i

Heracleum III Suspended Small & Large

Thank you!
谢谢!

Heracleum III Suspended

BERTJAN POT | POWERED THROUGH ELECTROSANDWICH® BY MARCEL WANDERS




Nature meets technology in Heracleum III Suspended by Bertjan Pot. This airy LED lamp is inspired by the flowering plant of the same name that can grow as high as 5 metres. The white leaves in Heracleum III Suspended ramify from one branch, creating a very technical, natural structure thanks to a technique of coating conductive layers called Electrosandwich by Marcel Wanders studio. Heracleum III Suspended comes in two sizes and four different colours. Compatible with our Wireless Wall Switch, for quick and easy dimming that gives you full control over the light output.

Detailing



The Heracleum III Suspended is powered by Electrosandwich, a coating of conductive layers on the branches that creates a clean silhouette.

Colours



Copper

Green

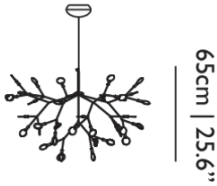
Nickel

White

Heracleum III Suspended / Large

Dimensions

98cm | 38.6"



Product

WIDTH 98cm | 38.6"

HEIGHT 65cm | 25.6"

DEPTH 98cm | 38.6"

DIAMETER 98cm | 38.6"

WEIGHT NETTO 7kg | 15.43lbs

Packaging

WIDTH 104cm | 40.9"

HEIGHT 77cm | 30.3"

CUBAGE 0.83m³ | 29.41ft³

LENGTH 104cm | 40.9"

WEIGHT 10kg | 22.05lbs

Technical CE / UL

MATERIAL

Metal wire frame, polycarbonate lenses, ultra thin suspension wire

LIGHTSOURCE TYPE

LED

LIGHTSOURCE INCLUDED

Yes

NUMBER OF LIGHTSOURCES

63

INPUT VOLTAGE

120-250V

FREQUENCY

50/60

MAX POWER CONSUMPTION

21W

LAMPHOLDER

LED (Solid state)

LIFETIME

50000 hours

CABLE COLOUR

Transparent with tinned cores

CABLE LENGTH

400cm | 157.5"; 1000cm | 393.7"

CANOPY

Pebble III in matching color

CHROM X

0.46

CHROM Y

0.4

COLOUR TEMPERATURE

2600 K

CRI

91

LIGHT DIRECTION

All directions

LIGHT OUTPUT

1687 lm

DIMMING & LIGHTING CONTROL

DALI dt6, Push / Pulse dim on Line Voltage, Wireless Wall Switch, Mains / ELV dimming is not possible, 0-10V

See last page for more information about the dimming possibilities.

Technical

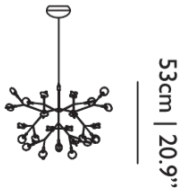
MATERIAL

Metal wire frame, polycarbonate lenses, ultra thin suspension wire

Heracleum III Suspended / Small

Dimensions

72cm | 28.3"



53cm | 20.9"

Product

WIDTH 72cm | 28.3"
HEIGHT 53cm | 20.9"
DEPTH 72cm | 28.3"
DIAMETER 72cm | 28.3"
WEIGHT NETTO 6kg | 13.23lbs

Packaging

WIDTH 85cm | 33.5"
HEIGHT 68cm | 26.8"
CUBAGE 0.49m³ | 17.35ft³
LENGTH 85cm | 33.5"
WEIGHT 8.5kg | 18.74lbs

Technical CE / UL

MATERIAL

Metal wire frame, polycarbonate lenses, ultra thin suspension wire

LIGHTSOURCE TYPE

LED

LIGHTSOURCE INCLUDED

Yes

NUMBER OF LIGHTSOURCES

45

INPUT VOLTAGE

120-250V

FREQUENCY

50/60

MAX POWER CONSUMPTION

16W

LAMPHOLDER

LED (Solid state)

LIFETIME

50000 hours

CABLE COLOUR

Transparent with tinned cores

CABLE LENGTH

400cm | 157.5"; 1000cm | 393.7"

CANOPY

Pebble III Copper Coated, ABS, Pebble III Green Coated, ABS, Pebble III Nickel Coated, ABS, Pebble III White Coated, ABS

CHROM X

0.46

CHROM Y

0.4

COLOUR TEMPERATURE

2600 K

CRI

91

LIGHT DIRECTION

All directions

LIGHT OUTPUT

1180 lm

DIMMING & LIGHTING CONTROL

DALI dt6, Push / Pulse dim on Line Voltage, Wireless Wall Switch, Mains / ELV dimming is not possible, 0-10V

See last page for more information about the dimming possibilities.



Dimming & Lighting Control

DALI dt6

The luminaire is dimmable by integrating it into a DALI network. This is an universal and professional standard in home automation systems with endless control possibilities and ease. We advise to hire a professional to integrate the luminaire into your DALI network.

Compatible models: Large CCC, Large CE, Large UL, Small CCC, Small CE, Small UL

Push / Pulse dim on Line Voltage

The luminaire is dimmable by using an external momentary switch or pushbutton switch. The switch is usually mounted on an existing wall socket. In some cases a Phase or Control wire needs to be added to your home's wiring. The switch should be suitable for use with line voltage and of the type 'normal off - momentary on'. The luminaire dims perfectly when the switch makes and holds contact. A short press switches between on and off.

Compatible models: Large CCC, Large CE, Large UL, Small CCC, Small CE, Small UL

Wireless Wall Switch

With our Wireless Wall Switch, you'll have full control over your Moooi lighting design with one touch. Our Wireless Wall Switch comprises two components, a wall switch and radio device to put in the canopy of your Moooi lighting design. The wall switch can be integrated in System 55 or Decora style wall switches. The Wireless Wall Switch communicates via Bluetooth with the radio device in the luminaires canopy. Within moments you can enjoy full and fluent dimming, all the way to dark.

Compatible models: Large CCC, Large CE, Large UL, Small CCC, Small CE, Small UL

Mains / ELV dimming is not possible

Mains and/or ELV dimming is not possible. The wireless wall switch is advised for dimming in this case.

Compatible models: Large CCC, Large CE, Large UL, Small CCC, Small CE, Small UL

0-10V

The luminaire is dimmable by using an either internally mounted or externally placed 0-10V dimmer switch. 0-10V is a dimming system widely used in some parts of the world, for example in North-America. This method will need its own wiring. Dimming quality is perfect, without flicker, the range can be limited and the luminaire can be dimmed to off.

Compatible models: Large CE, Large UL, Small CE, Small UL
